

# A LOOK IN THE RATTLER'S DEN

*International Programs & Services*

## Welcome to the OJC Community!

Congratulations on your acceptance to Otero Junior College (OJC)! We are looking very forward to welcoming you to our campus and community in a few short months. In this newsletter is information that we hope you will find useful as you prepare to enter the "Rattler's Den" and begin your studies at OJC.

In case you don't know, our school mascot is the Rattle Snake or as we say Rattlers!



With a population of approximately 1600 students, Otero Junior College is a great place to get involved, meet people and learn about the American culture and way of life as well as share your culture with both OJC and LaJunta communities and make connections that will last a life time.

With this newsletter you will find a Forms Packet. This contains the forms that you

## Forms Packet

With this newsletter you will find the OJC Forms Packet. These forms are your means of requesting airport pick-up, apply for housing, and share important medical information before your arrival. As you prepare and plan for your travels, please take the time to complete and submit all the forms in this packet. If you have any questions regarding this packet, please email the Director .

will need to complete and return by the designated deadlines to OJC. Specific information about this packet can be found at the bottom of this page. Please submit all forms to the International Programs & Services Office. Once they have arrived, we will pass them along to the appropriate departments on campus.

This is an exciting time for you, but I know it can also make you feel a little anxious or nervous, so let us know if we can assist you before departing for the United States; if you have questions, please do not hesitate to contact me via email at [rochelle.wallace@ojc.edu](mailto:rochelle.wallace@ojc.edu).

Have a great trip and we will see you very soon!

*Chellie L. Wallace*

Director,  
International Programs & Services

Forms should be mailed to:

International Programs & Services  
Otero Junior College  
1802 Colorado Avenue  
LaJunta, CO 81050 USA

Or faxed to: 1-719-384-6935

**Pay attention to form deadlines  
and make your best effort to get  
them to OJC on time.**

### Inside this Issue:

|  |    |
|--|----|
| "10 Points to Remember when Applying for a Non-Immigrant Visa" | 2  |
| Applying for Your Visa   | 3  |
| The SEVIS I-901 Fee  | 3  |
| What to Pack...  | 4  |
| Arrival Information  | 5  |
| International Orientation                                      | 5  |
| Academics  | 6  |
| Computer Information   | 6  |
| Housing Options  | 7  |
| Medical Services   | 8  |
| Health Insurance   | 8  |
| On-Campus Activities, Clubs & Organizations                    | 7  |
| Fitness Center   | 9  |
| Tiger Swimming Pool  | 9  |
| Special Request  | 10 |
| About LaJunta, CO  | 10 |

## 10 POINTS TO REMEMBER WHEN APPLYING FOR A NON-IMMIGRANT VISA

### 1) TIES TO HOME COUNTRY

Under U.S. law, all applicants for nonimmigrant visas are viewed as intending immigrants until they convince the consular officer that they are not. You must therefore be able to show that you have reasons for returning to your home country that are stronger than those for remaining in the United States. "Ties" to your home country are the things that bind you to your hometown, homeland or current place of residence: job, family, financial prospects that you own or will inherit, investments, etc. If you are a prospective undergraduate, the interviewing officer may ask about your specific intentions or promise of future employment, family or other relationships, educational objectives, grades, long-range plans and career prospects in **your home country**. Each person's situation is different, of course, and there is no magic explanation or single document, certificate or letter which can guarantee visa issuance.

### 2) ENGLISH

Anticipate that the interview will be conducted in English and not in your native language. One suggestion is to practice English conversation with a native speaker before the interview. If you are coming to the United States solely to study intensive English, be prepared to explain how English will be useful for you in your home country.

### 3) SPEAK FOR YOURSELF

Do not bring parents or family members with you to the interview. The consular officer wants to interview you, not your family. A negative impression is created if you are not prepared to speak on your own behalf. If you are a minor applying for a high school program and need your parents there in case there are questions, for example, about funding, they should wait in the waiting room.

### 4) KNOW THE PROGRAM AND HOW IT FITS YOUR CAREER PLANS

If you are not able to articulate the reason you will study in a particular program in the United States you may not succeed in convincing the consular officer that you are indeed planning to study rather than to immigrate. You should also be able to explain how studying in the United States relates to your future professional career when you return home.

### 5) BE CONCISE

Because of the volume of applications received, all consular officers are under considerable time pressure to conduct a quick and efficient interview. They must make a decision, for the most part, on the impressions they form during the first minute or two of the

interview. Consequently, what you say first, and the initial impression you create, are critical to your success. Keep your answers to the officer's questions short and to the point.

### 6) SUPPLEMENTAL DOCUMENTATION

It should be clear at a glance to the consular officer what written documents you are presenting and what they signify. Lengthy written explanations cannot be quickly read or evaluated. Remember that you will have two to three minutes of interview time, if you are lucky.

### 7) NOT ALL COUNTRIES ARE EQUAL

Applicants from countries suffering economic problems, or from countries where many students have remained in the United States as immigrants, will have more difficulty getting visas. Statistically, applications for those countries are more likely to be intending immigrants. They are also more likely to be asked about job opportunities at home after their study in the United States.

### 8) EMPLOYMENT

Your main purpose for coming to the United States should be study, not for the chance to work before or after graduation. While many students do work off-campus during their studies, such employment is incidental to their main purpose, completing their U.S. education. You must be able to clearly articulate your plan to return to your home country at the end of your program. If your spouse is also applying for an accompanying F-2 visa, be aware that F-2 dependents cannot, under any circumstances be employed in the United States. Volunteer work and attending school part-time are permitted activities.

### 9) DEPENDENTS REMAINING AT HOME

If your spouse and children are remaining behind in your country, be prepared to address how they will support themselves in your absence. This can be an especially tricky area if you are the primary source of income. If the consular officer gains the impression that your family members will need you to remit money from the United States in order to support them, your student visa application will almost certainly be denied. If your family does decide to join you at a later time, it is helpful to have them apply at the same post where you applied for your visa.

### 10) MAINTAIN A POSITIVE ATTITUDE

Do not engage the consular officer in an argument. If you are denied a student visa, ask the officer for a list of documents he or she would suggest you bring in order to overcome the refusal and try to get the reason that you were denied in writing.

\* This document was produced by NAFSA: Association of International Educators. NAFSA would like to credit Gerald A. Wunsch, Esq., 1997, then a member of the Consular Issue Working Group, and a former U.S. Consular Officer in Mexico, Suriname and the Netherlands and Matha Wailes of Indiana University for their contributions to this document. NAFSA also appreciates the input of the U.S. Department of State.

## APPLYING FOR YOUR VISA

With this newsletter, you will receive your I-20 form. Please review the form. Check to make sure that your name and birth date are as listed on the identification page of your passport. If there are any errors contact the Director of International Programs immediately so that a new I-20 can be issued.

Page two of the I-20 has important information regarding your responsibilities as an F-1 student in the United States. Please read through this before you sign the form on the bottom of page 1.

Once you receive your I-20, you should start making arrangements to obtain a student visa. Start by contacting the nearest American Embassy or Consulate regarding the procedure to

obtain a U.S. Student visa in your country; in some instances you will need to make an appointment several weeks in advance or you may need to apply via mail. For further assistance with the visa application process and other information on studying in the U.S., you may also wish to contact an educational adviser at the advising center in your country (the U.S. Information Agency website has a listing of the 450 advising centers world wide at <http://educationusa.state.gov/centers.htm>).

You will need to present several documents to the visa officer at the U.S. Embassy or Consulate to obtain your student visa, including the following list of items.

### Checklist of documents needed to apply for an F-1 student visa:

- A current and valid passport.
- VISA Applications (DS-156 and DS-157/DS-158 if applicable or the online DS-160)
- Photographs as specified by the Embassy or Consulate
- Receipt for I-901 Fee
- Receipt or payment for Application and VISA fees as specified by the Embassy or Consulate
- I-20 from Otero Junior College.
- Official letter of Acceptance and any academic transcripts if you have studied in the U.S. before.
- Proof of ability to pay for your education in the United States. You should bring bank statements, letters of sponsorship and affidavits of support with you to demonstrate proof of funds at minimum to cover one year of your education in the United States.
- Any other documents specifically required by the Embassy or Consulate where your interview will occur.

### CANADIANS

If you are a student from Canada, you will not need to go through a Application Process via the U.S. Embassy, nor will you have a VISA stamp in your passport outside of that issued at entry. What this means is that at your port of entry, the immigration official will look at your I-20 and passport. They may also request proof of financial support and the receipt showing payment of the I-901 SEVIS fee. If all checks out, they will stamp you in as an F-1 student.

**DO NOT ENTER AS A B-2 or VISA WAIVER TOURIST!**

## THE SEVIS I-901 FEE

The SEVIS is a standard fee paid by all international students to cover the costs of maintaining the SEVIS system. The current cost is \$200 and the fee must be paid and you should bring the receipt to your visa interview. For specific details on the I-901 fee or to pay the fee, visit: <https://www.fmjfee.com/i901fee/>.

## WHAT TO PACK ...

What to pack is probably the most common and most difficult question to answer. I have put together this list of suggested key pieces of clothing and accessories to include for both men and women to consider while packing.

### Suggestions for Women

- 3-5 wash and wear casual outfits (mix and match separates, jeans)
- 1-2 sweaters (cardigan or similar style sweater that you can wear with many things is best)
- 1 coat (a heavy coat is best for the Colorado winter)
- 1 nice suit or dress
- 1 two-piece jogging suit or sweat suit
- 1 swim-suit and cover-up
- 6-8 changes of underwear
- 6-8 pairs of socks (mix of some heavy and some light weight socks)
- 1 pair of panty-hose or light weight tights (depending on taste)
- Sleep wear (something conservative, comfortable and easy to pack & wash)
- 1 bathrobe and bathroom slippers (flip-flop shoes are great for this are cheap and easily available here.)
- 2-3 pairs of comfortable walking shoes (tennis shoes, sneakers, boots)
- 1 pair comfortable dress shoes
- Assorted accessories (belts, scarves, cover-ups, costume jewelry, etc.)

### Suggestions for Men

- 4 sports shirts (casual knit, polo, colored or designed t-shirts)
- 1-2 warm sweaters
- 2-3 pairs of informal slacks or jeans
- 2-3 pairs of conservative shorts
- 1 two-piece jogging or sweat suit
- 2-3 pairs of comfortable walking shoes or boots
- 1 dress outfit (pants, coat, shirt)
- 1 pair of comfortable dress shoes and a pair of appropriate socks
- 1 tie, tie bar pin or other decorative neck piece (to dress up a shirt)
- 1 warm coat (a heavy coat is best for the Colorado winter)
- 1 or 2 swimming trunks
- 6-8 changes of underwear
- 6-8 pairs of socks (mix of some heavy and some light weight socks)
- Sleepwear (something conservative, easy to pack and wash)



### ADDITIONAL TIPS

- Contact your airline to get the exact luggage restrictions for your flight (size, weight and number of pieces) before packing so that you do not go over these limits and have to pay additional fees for your baggage. If your airline allows carry-on luggage you should know the restrictions on the kinds of items are allowed in this bag. For a list of the carryon restrictions in the US, please visit this website: <http://www.tsa.gov/travelers/airtravel/prohibited/permitted-prohibited-items.shtm#0>. Your travel documents, laptop and a change of clothing are additional items to consider packing in your carry-on luggage.
- Do not bring expensive jewelry or heirlooms with you. It would be very sad if these were accidentally lost. It is safer to leave them at home.
- Wear something comfortable on the plane. You will be arriving in Colorado during the winter season which can be very cold. Consider wearing your coat on the plane and store it in the overhead so that you have easy access to it upon your arrival. This will also free up room in your suitcase for other items.
- Personal products like shampoos, conditioners, deodorant can leak, so if you pack these or any other liquids in your suitcase, put them in a plastic bag. These items are also fairly inexpensive and easily accessible if you are pressed for room in your suitcase it may be better to leave these at home.
- Bring some American currency with you or change money at the airport upon your arrival. You have been asked to arrive on a Wednesday which is business day in the Lajunta area, but it will likely be Thursday before we are able to get to the store. You may wish to purchase some basic items for your room during the errand runs on these day. If you choose to bring credit cards, check with your bank or credit card company to ensure that these will work in the United States.

## ARRIVAL INFORMATION

You should plan to arrive on August 18 to take advantage of the International Orientation Program. A member of the OJC staff will meet you at the airport in the baggage claim area of the Denver International Airport (DEN). Please look for someone there with the OJC logo.

Make sure to complete and return the flight information form to the International Programs Office by the requested deadline so that we may prepare for your arrival.

### GOING THROUGH IMMIRGATION.

At your port of entry into the U.S. you will have to pick up your luggage and pass through Customs and Immigration. Be prepared to show them your passport with visa stamp, I-20 and



proof of financial support. You will also give them your I-94 card, this is the card that you were given to complete on the plane and a part of it will be returned to you, it is an important document, so don't lose it or throw it away. Once the immigration officer has these documents, they will admit you into the U.S. as an F-1 Student.

*If you are issued a I-515 by the immigration inspector at your point of entry to the U.S. or run into any issues, please relay this to the International Programs Office so we are aware of the complication and can take the appropriate action if necessary.*

## INTERNATIONAL ORIENTATION

International Orientation is an opportunity to help international students take care of the basic business like taking the Accuplacer tests, register for classes and more. It is also an opportunity to get acclimated to LaJunta and get on U.S. mountain time and have a little fun getting to know other students before classes begin. It is **MANDATORY** for all new international students.

Below is the tentative schedule for Fall Orientation, note that this schedule is subject to change, but it will provide you with a good idea of what will be covered.

### Fall 2011 International Orientation

#### Thursday, August 18:

*All-Day* New Student International Arrivals and Residence Hall Check-in

#### Friday, August 19:

*8:00* Continental Breakfast Available  
SESSION I: Academics

*9:00 – Noon* ACCUPLACER Testing

*Noon – 1:00 pm* On-Campus Picnic Lunch

*1:15 - 4:00 pm* Individual Advising Appointments & Registration/Get ID

Open a Bank Account

*4:00 - 4:30 pm* Library Tour

*4:30 - 5:00pm* Campus Tour

*5:00 – 7:00 pm* Errand Run: Shopping trip to Walmart

*7:00 - 9:30 pm* Pizza and a Movie with the International Orientation Leaders

#### Saturday, August 20:

*8:30 – 9:45 am* Continental Breakfast Available  
SESSION II: Living and Learning

*9:45—10:00 am* Break

*10:00 – 11:00 am* SESSION III: Immigration  
**MANDATORY FOR ALL INTERNATIONAL STUDENTS**  
*Bring Passport (with I-94 and visa stamp), I-20 or DS-2019 and insurance information.*

*Noon – 2:00 pm* Lunch at a Local Restaurant

*2:30 – 3:30 pm* SESSION IV: Cultural Matters

*3:30 – 4:00 pm* Photo Scavenger Hunt

*5:00 – 7:30 pm* Dinner & Bowling

Late Evening Returning International Students Arrive

#### Sunday, August 21:

All Day: Residence Hall officially opens  
Meal Plan starts with dinner

*11:30 am* IPO Welcome Picnic  
All new and returning international students and all IRO members are invited!!

*2:00 pm* Errand Run Shopping Trip to Wal-mart



## ACADEMICS

**Placement Tests.** During orientation there is a series of tests known as the Accuplacer. These tests help us decide if students need to take some additional courses to work on the basic skills needed before starting their academic program. These are mandatory tests for all students taking English & Math classes. In your welcome packet there is a guide that provides a sample of the types of questions on these tests.

**Selecting Courses.** The Catalog of Educational Programs & Services can be found online at:

<http://www.ojc.edu/content/marketing/catalog.pdf>

This contains a variety of information about attending OJC including Degree Plans, Course Descriptions and course offerings at OJC. The course schedule

can be found online at:  
<http://www.ojc.edu/classSchedule.aspx>

If you would like to pre-register over the summer, you can email the Director of International Programs a list of the courses that you are considering.

You should register for between 12 and 17 credit hours, but must register for at least 12 to be considered a full-time student 9 of which must be in a traditional classroom setting as opposed to online.

You can make changes to this schedule once you arrive on-campus, but registering early can help us to ensure the you get the courses where you have the most interested.

**Text Books.** Text books may be pur-

chased at the Campus Bookstore in the Student Center. Books will cost on average about \$400-\$500 per semester depending on the courses you select.

If you choose to purchase your books through an on-line or source other than the OJC Campus Bookstore, please make sure that you are getting the correct edition of the text for the course by searching for the correct ISBN. This is a number used to catalog all books usually printed on the bar code on the back cover of a book.

**Student Success Center.** The Student Success Center offers a variety of services including tutoring, academic counseling, career counseling, transfer assistance and crisis intervention to OJC students. These are free services.

## COMPUTER INFORMATION

Students in Wunsch Hall will have access to high-speed internet access in their room, active when at the time of move in through SECOM, a local internet provider. For technical support and questions, students will contact SECOM direct at 719/384-7483. The Residence Hall does not have wireless capabilities at this time.

Minimum System Requirements:

- Windows 98 or later operating system
- 128 Mb of RAM
- 300 Mhz Pentium or compatible
- 10/100 Ethernet card and Ethernet cable

OJC cannot assist you with your computer issues that arise; however, there are companies in the area that may be able to assist you if there is a problem. Be sure to bring any cd's or diskettes that came with your computer as you may need these if a problem occurs with your system and the driver(s) need to be reinstalled.

**Printing:** Part of the Student Fee that you pay goes toward a print account. When you sign in at one of the labs or in the library, you see how much is left in your print account. Most students do not run out of available funds in this account over the course of the semester, however, if you do, you can go to the Student Services Office and add money to your printing account.

**E-Mail:** You will be assigned an OJC email account. Usually that account will be your first & middle initial with your last name @student.cccs.edu. For example, if your name was Ima Rattlers Fan, your OJC email would be: ir-fan@student.cccs.edu. Please be sure to activate your email account so that professors may contact you.

**Library Computer Usage:** The computers in the library are for the purpose of academics and should not be used to download music, play computer games, etc. If you are using the computer for a non-academic purpose and someone needs for academic purposes, you will be expected to give up the computer you are on.

## HOUSING OPTIONS

**ON-CAMPUS OPTIONS.** All non-local freshman students under 21 are required to live on-campus unless prior arrangements have been made, which provides a great chance to meet new people, make friends and jump right into the fun! In addition to being close to all the classrooms, events and activities that happen on the OJC campus, our on-campus housing offers a variety of perks to student residents like:

- Cable TV In Each Room
- Phone Line Access In Each Room
- Individual A/C and Heating Controls In Each Room
- Yearly Remodeling and Improvements
- Washer/Dryer on site.
- 19 meals/week & 15 meals/week plans available
- Recreation room equipped with pool tables, ping-pong tables, cable TV, and computers with Internet access.
- High Speed Internet access in each room.

### OPEN DATES:

OJC Housing will open two days prior to the beginning of classes for fall and spring semester. OJC Housing will be closed for semester break. No students may occupy the dorm during this time. OJC Housing will be closed for Thanksgiving break Wednesday through Saturday and for Spring Break. Students may stay if they have received permission from the Residence Hall Director. During these breaks a temporary key will be issued to those having permission to stay. Your regular electronic key will not open the exterior doors.

### WHAT'S PROVIDED:

Each room is furnished with drapes, desk/chair, bed (twin or bunk), dresser, closet, and a mattress pad. The mattresses provided are twin x-long.

Students are expected to bring or purchase linens (sheets, blankets, bedspread, towels, pillow), lamps, rugs, laundry items (clothes bag, basket, hangers, detergent), personal items (toiletries, hygiene), etc.



Double Room in Wunsch Hall

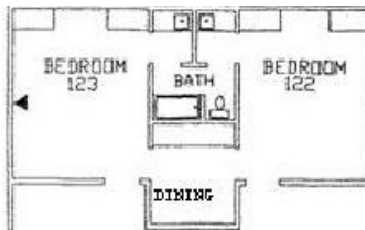
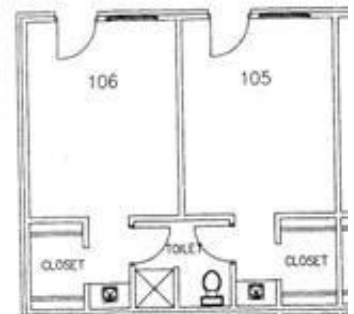
### Wunsch Residence Hall

Wunsch Hall is the primary Residence Hall or Dorm on-campus. There are a limited number of single rooms available, but most students are placed with a roommate giving you a great opportunity to make a fast friend. The men and women live on opposite sides of the complex, each with a security entrance from the lobby. On each floor is a large shared bathroom. Just inside the main entrance is the lobby which is host to a computer lab, large screen TV, pool table, fuse ball table, mail boxes, staff office and residence of the Housing Director.

### Conley Complex

The Conley Complex is a suite-style residence facilities located just across the street from the main campus. All the rooms in the Conley Complex are double rooms with each room sharing a common bathroom with an adjoining room. The cost \$400 more per semester and are extremely popular, so get your housing application in early if your interested!

Conley Complex Suite Layout



South Site Suite Layout

### South Site

The South Site Complex is located about 1.6 miles south of the main campus and like the Conley Complex is a suite style option with an added dining area.

## OFF-CAMPUS OPTIONS

### Rental Apartments, Houses and Rooms

Some students prefer to rent a room, apartment or house, independently or with roommates. There are many rental options in and around LaJunta. Please consider the following before deciding on this option.

- Students **MUST** be 21 years or older to rent an apartment or house in the community.
- Private rentals can be found in La Junta --available to rent through private parties, and through rental agencies.
- Most renters are required to sign leases ranging from six months to a year, and pay additional damage deposits.
- Rentals rarely include furniture (bed, couch, desk, etc.)

## MEDICAL SERVICES

There is no Student Health Center at Otero Junior College as we are located close to the Ark Valley Regional Medical Center or AVRMC and the Valley Wide Health Systems Clinic.

The AVRMC is the regional hospital for our area. If you have an emergency situation or need to have specialized tests done, this is where you will most likely go to be treated. It is open 24 hours for emergency situations.

The Valley Wide Health Systems is a clinic that strives to provide top care at affordable prices to all people in the area. If you think you have the flu, you can call to make an appointment to see a doctor and be treated.

There are also a number of "family doc-

tors", optometrists, dentists and other specialized doctors in the area. If you are looking for a specific kind of doctor and need assistance, the International Programs Office can help you.

Most people rate U.S. medical care as one of the most technologically advanced and high quality in the world. Hospitals, clinics, medical schools and pharmaceutical companies must maintain strict compliance with governmental standards and doctors, nurses and other medical professionals all require licensure to practice medicine.

However, medical care in the United States also qualifies as big business with no government sponsored care or programs except for the elderly or poor. Companies spend billions of dollars to

research new drugs, techniques and procedures, as well as to market their services and innovations. That means that health care in the U.S. has a significant cost.

We will go over more specific information about staying healthy in the U.S. during Int'l Student Orientation.



## HEALTH INSURANCE

All international students (M-1, F-1 or J-1 visa holders and J-1 dependents) must have adequate health insurance while enrolled at Otero Junior College. You must provide an insurance certificate or other documentation in English, showing that your health insurance is valid for the time you will be at OJC to the International Programs Office. If you do not have insurance or fail to submit your insurance information you will automatically be billed for insurance coverage and be enrolled an insurance policy through OJC. Please note that this policy only covers you for the fall and spring semesters, if you wish to continue the policy throughout the summer you will need to go through the insurance company to request an extension and pay for that coverage.

### Minimum coverage should provide:

- Medical benefits of at least \$50,000 per accident or illness
- Repatriation of remains in the amount of \$7,500
- Expenses associated with medical evacuation to student's home country in the amount of \$10,000
- A deductible (the amount you pay) not to exceed \$500 per accident or illness
- Coverage for entire 2011-2012 academic year
- The insurance policy must be underwritten by an insurance corporation having an A.M. Best rating of "A-" or above, or the endorsement of the student's government.

## ON-CAMPUS ACTIVITIES, CLUBS & ORGANIZATIONS

Otero Junior College has wide variety of Student Organizations to fit your interests and many social activities extending throughout the year. Some of the outstanding activities of the year are the Rattler Athletic games and all-school mixers.




Bill Miller Concert

Additional activities for students include various student clubs and organizations, the OJC lecture series, community concerts, theater productions, and special events like International Food Night or the Dodge ball Tournament.

The International Relations Organization is open to all Otero Junior College students interested in learning more about different cultures and people! Our mission is to facilitate interaction and promote the growth of understanding and acceptance between people from different cultural traditions and the community as a whole. We also are there to support and encourage one another as we strive to reach our individual goals.

We hope that you will join in the fun and become a member of our organization.



Kyrgyzstan Dancer  
Aigul Kubatbekova

### OJC Clubs & Organizations List:

- Associated Student Government
- Alpine Club (Outdoor Adventure)
- Art Club
- Campus Crusade for Christ
- Chess Club
- Chinook Writing & Art Magazine
- Club Caliente (Spanish)
- Club Cosmetology
- Ecology Club
- Math Club
- Non-Traditional Students Organization
- Phi Theta Kappa (Honor Society)
- Rodeo Club
- Science Club
- Student Nurses' Association
- Intercollegiate Athletics
- International Relations
- Otero Players (Theatre)
- The Green Team (Recycling)
- Wunsch Hall Club

## FITNESS CENTER

Our Fitness Center boasts state of the art equipment for students and athletes to utilize to tone specific areas or build a workout regimen for your entire body . Equipment available includes free weights, tread mills, elliptical trainer and nautilus equipment

During the semester, the Fitness Center is open:

Monday to Thursday— 10 am to 10 pm  
 Friday— 10 am to 6 pm  
 Saturday—10 am to 4 pm  
 Sunday— 4 pm to 10 pm



## TIGER SWIMMING POOL

In addition to workouts in the Fitness Center, students can take advantage of the La Junta High School Tiger Swimming Pool to keep in shape. Hours will vary slightly each semester, but typical hours are as follows:

**Open for lap swim**  
 Monday, Wednesday, & Friday from 5:00 a.m. to 6:45 a.m.  
**Afternoon Exercise**  
 Monday through Friday from 2:00 p.m. to 3:30 p.m.  
**Aerobic Exercise**  
 Monday through Thursday from 6:30 p.m. to 7:30 p.m.  
**Public Swim**  
 Monday, Tuesday, and Thursday from 7:30 p.m. to 9 p.m.



## International Programs

Otero Junior College  
1802 Colorado Avenue  
La Junta, CO 81050

Office Phone: 719-384-6805  
Cell Phone: 719-980-2957  
Fax: 719-384-6935  
E-mail: rochelle.wallace@ojc.edu



[www.ojc.edu](http://www.ojc.edu)

## A SPECIAL REQUEST

On April 12, 2012, the International Relations Organization in conjunction with the International Programs Office will sponsor the 16th annual International Foods Night at Otero Junior College. This is a special evening with food and entertainment from around the globe.

The entertainment for this fun evening is provided primarily by our international students, so if you have a special talent, singing dancing, acting, etc., we hope you will share it with us.

If your country has a traditional costume or dress that you can easily pack and bring, please do. This will also come in handy if you wish to participate in the International Speakers Bureau program which allows community organizations and schools to learn from OJC international student about the traditions and culture of their native homelands.

It would also be a good idea to bring small souvenirs that are representative of your home country. There are many people that will step up to help you throughout your time at OJC and it is nice to have something to offer them as a small token of appreciation.

## ABOUT COLORADO

### COLORADO



**Population: about 4.7 million**

Although Colorado is considered a part of the Western United States, its geographical location is more centralized as you can see from this map of the U.S.

### STATE CAPITAL OF DENVER

**Population: about 2.4 million in the greater area**

Denver is the state capital and with about 2.4 million people in the Greater Denver area, it is also our largest city. It is also the home to all of Colorado's professional sports teams including the Nuggets (NBA); Broncos (NFL); Avalanche (NHL), and the Rockies (MLB).

### COLORADO SPRINGS

Population: about 500,000 people

Colorado Springs is the second largest city and home to the Colorado Springs Municipal Airport which is the closest airport, the U.S. Air Force Academy, Garden of the Gods, Cave of the Winds, Pike's Peak and a variety of other wonderful places to visit.

### LaJunta

La Junta is located in the southeast region of the state and has a population of about 9,000 people. It serves as the county seat of Otero County and is the most populous city in the county. Located on the Arkansas River, La Junta is home to two well known museums; Bent's Old Fort National Historic Site which was an important trading post of the "wild west" and The Koshare Indian Museum which is located on the Otero Junior College campus and is home to one of the finest collections of Indian artifacts in the world. The Koshare Indian museum hosts a unique Boy Scout/Explorer program which trains the Scouts in both Indian dance and costumes. The Scouts give dance performances during the summer.

Just a few miles southeast of the city are the Comanche National Grasslands, 435,000 acres of protect grasslands. Today, people explore the area to view dinosaur tracks and artifacts left by the Native American people who once lived here.

### WEBSITES

<http://www.go-colorado.com/La-Junta/>

<http://www.lajuntatribunedemocrat.com/homepage>